

# Creating and Managing Conferences with BigBlueButton

deutsche Version

## Creating and managing conferences

Login at <https://webconf.tu-clausthal.de/> with your RZ credentials. You will then be taken to your BBB profile where you can create new conference rooms or configure existing ones.

When creating a room, you have several options:

**Create New Room**

Mute users when they join

Require moderator approval before joining

Allow any user to start this meeting

All users join as moderators

Disable Microphone sharing

Disable Webcam sharing

Allow only moderators to see Webcams

Automatically join me into the room

---

You will be free to delete this room at any time.

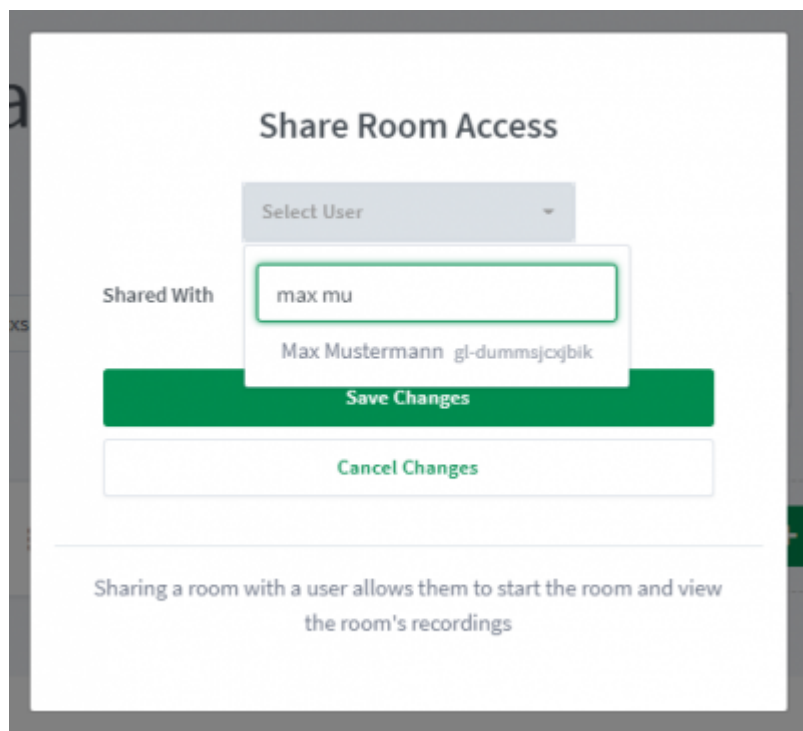
- You can automatically mute participants upon entry to prevent interruptions
- You can use an access code to prevent anyone without a code from entering the room
- Alternatively, you can use „Require moderator approval before joining“ to set up a waiting room where you can admit participants individually
- You can use a moderator code to avoid having to manually assign moderators during a conference
- The option „Allow any user to start this meeting“ is not recommended, since the room can be used by anyone with a link

You can change the settings for an existing room via the menu button (the three dots).

## Setting up a co-host

By selecting „Manage access“ via the menu button, you can add co-hosts. Co-hosts can start up and

moderate your conference room.



Co-hosts will be displayed next to the relevant conference room.

## Starting a conference

To start a conference, select the relevant room and click on „Start“. You will then be automatically connected.

## Finishing a conference

You can leave a conference via the main menu (the 3 dots on the top right) by clicking on „Leave conference“. With this option, other participants will remain in the conference room. By selecting „End conference,“ you end the conference. This option will disconnect all other participants.

When you choose the “End conference” option, then any chat messages and „shared notes“ will be deleted. Therefore, it is recommended to copy and save any data prior to ending a conference.

## Participant permissions

Web conferences can be used in a variety of settings, for example,

- Meetings with several people who participate equally with both audio and video

- Seminars in which several people present, one after the other
- Lectures and events in which one person presents and participants watch, listen and communicate via chat
- Job interviews and oral exams, where candidates are admitted one by one from a waiting room
- The supervision of online exams, where only supervisors can view webcams

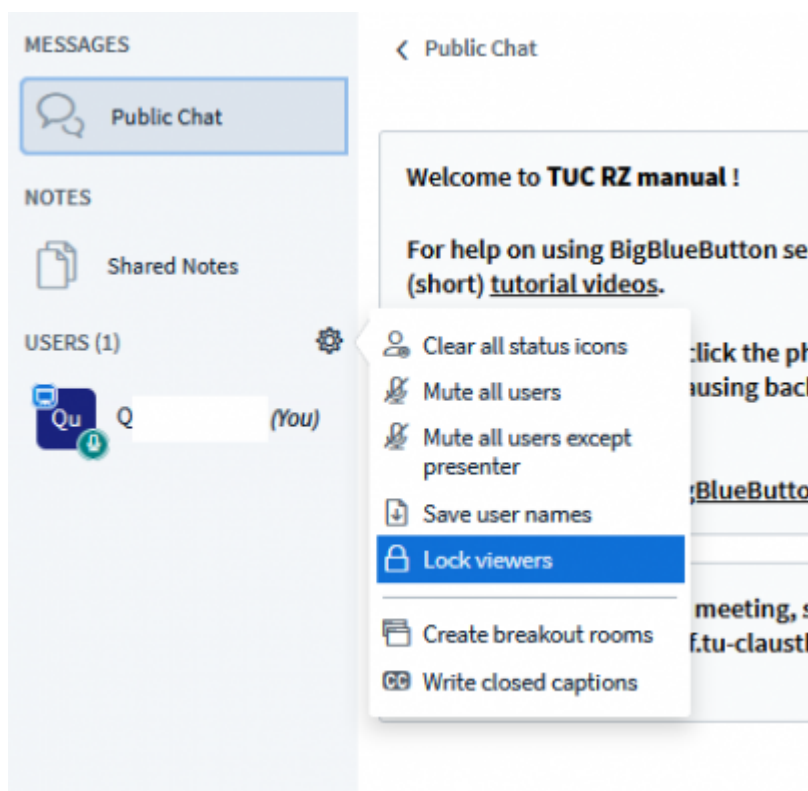
BBB offers a variety of settings to set the appropriate permissions for participants.

## Example scenario

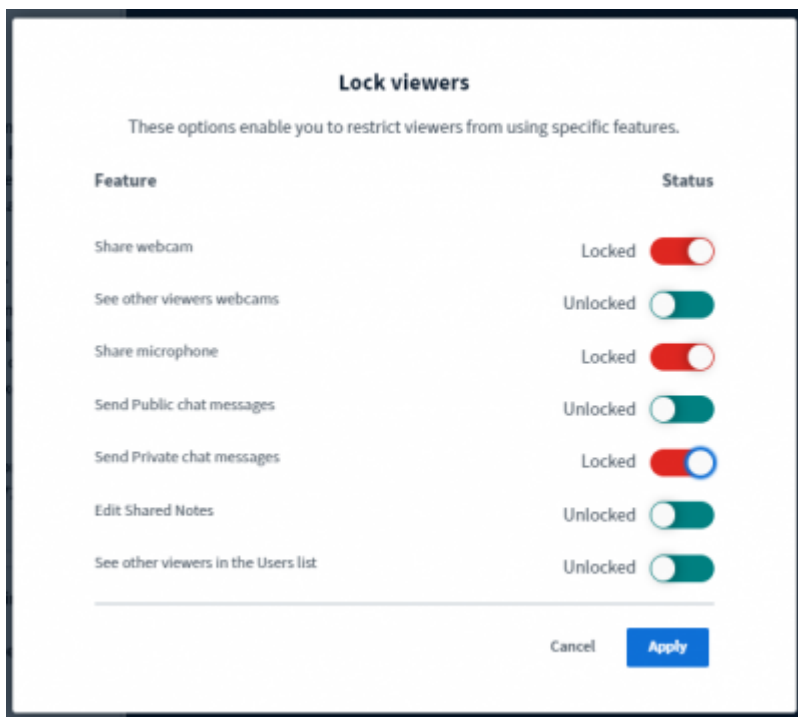
Below is an example of the settings you can choose to hold a web conference in which you present and participants primarily watch and listen. These include the following:

- Only you can broadcast video and audio, as well as screen sharing
- All participants can communicate via chat
- Participants can change their status (for example, virtually raise their hand)
- You or a moderator can limit who can share their audio, video or screen by turning permissions on or off

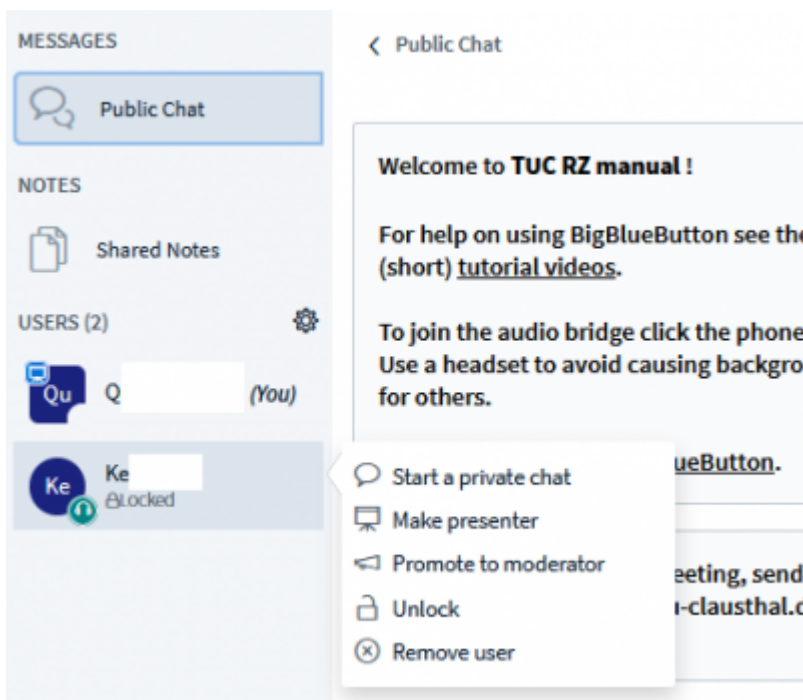
For this scenario, start a conference room of your choice and click on the gear icon in the list of users.



In the following window, disable the settings as shown.



To unlock a particular participant, click on their icon and select „Unlock“ for audio and video or „Make presenter“ to enable screen sharing.



## Further instructions for using BigBlueButton

- [Creating and Managing Conferences with BigBlueButton](#)
- [FAQ - BigBlueButton](#)
- [Moderating a Web Conference](#)

- Participating in a Web Conference
- Participating in a Web Conference via Telephone
- Presenting and Sharing in a Web Conference

[mitarbeitende], [studierende], [dokumenten]

Direkt-Link:

[https://doku.tu-clausthal.de/doku.php?id=multimedia:web\\_conferences\\_with\\_bigbluebutton:create\\_conferences\\_in\\_bigbluebutton&rev=1648020410](https://doku.tu-clausthal.de/doku.php?id=multimedia:web_conferences_with_bigbluebutton:create_conferences_in_bigbluebutton&rev=1648020410)

Letzte Aktualisierung: **08:26 23. March 2022**

